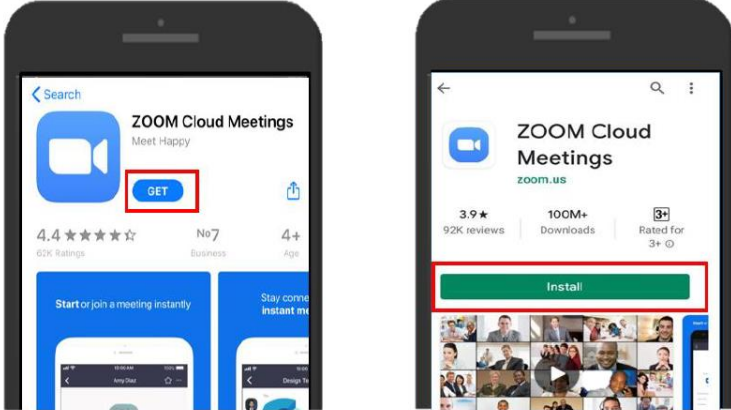


## GUIDE TO USING ZOOM

### 1. JOINING A ZOOM MEETING USING A MOBILE PHONE/TABLET.

Step 1: Download the Zoom mobile application on your mobile devices.

Go to the **Apple App Store** or **Google Play Store** to download the Zoom app and launch the application.



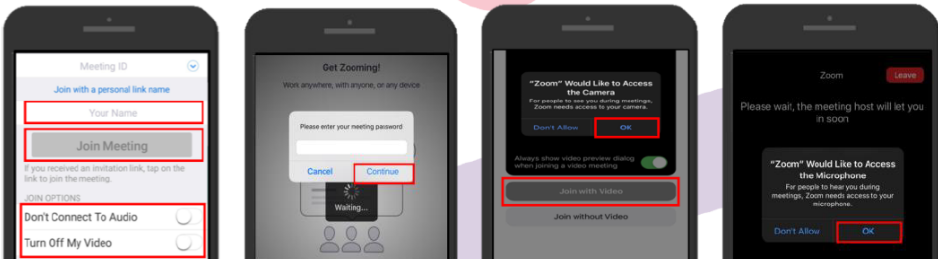
**1.** For iOS users, tap on **'Get'** to download the app.

**2.** For Android users, tap on **'Install'** to download the app.

Step 2: To join the VDC session, click the Zoom link <https://go.gov/sg/JoinVDC> sent to you via email.

*Note: Please join the meeting room 5 minutes prior to the consultation time you have selected during the online registration.*

Click on the Zoom link sent to you via email or through an instant message.



**1.** Enter your name, connect to audio and turn on your video. Tap **'Join Meeting'**.

**2.** Enter the meeting password and tap **'Continue'**.

**3.** Tap **'OK'** to allow Zoom to access your camera. Select **'Join with video'**.

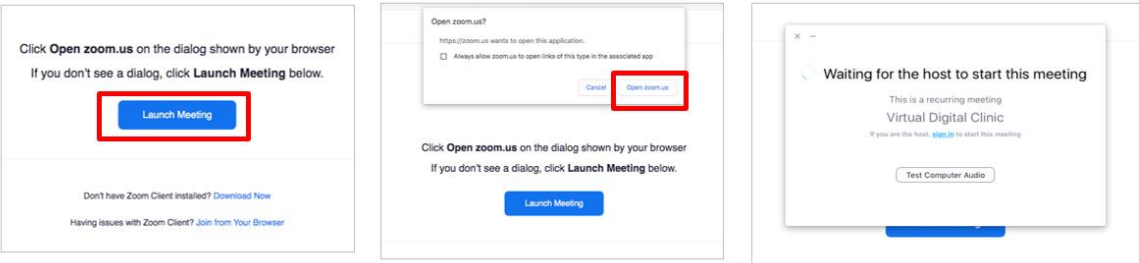
**4.** Tap **'OK'** to allow Zoom to access your microphone.

## 2. JOINING A ZOOM MEETING USING A COMPUTER/LAPTOP

Click the Zoom link <https://go.gov/sg/JoinVDC> sent to you via email.

*Note: Please join the meeting room 5 minutes prior to the consultation time you have selected during the online registration.*

### a. For users with the Zoom application on their computer/laptop.

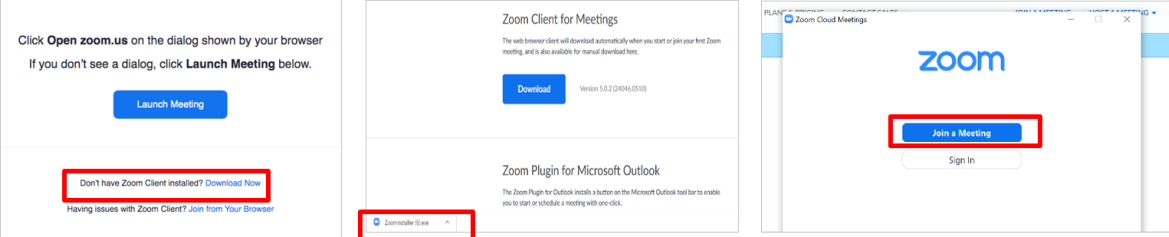


1. If you have the Zoom application on your computer/laptop, click 'Launch Meeting'.

2. Click 'open zoom.us' to launch the Zoom application.

3. You will be held in the waiting room until the host lets you in to the room.

### b. Downloading Zoom onto computer/laptop.




1. If you do not have the Zoom application on your computer/laptop, click 'Download Now'.

2. The Zoom installer will begin downloading. Open the .exe file after the download has completed to begin the installation process.

3. After completing the installation of the Zoom application, click on 'Join a Meeting' to join the VDC session. You will be held in the waiting room until the host lets you in to the room.

### c. For users joining from Internet browser.



1. Click 'Click here' and select 'Join from your browser'.

2. Enter the password of the webinar and your name. Tap 'Join'.

3. You will be held in the waiting room until the host lets you in to the room.